



NCAA FOOTBALL 13 MANUAL


















TABLE OF CONTENTS

Controls (General Gameplay)	3
Controls (Offense)	4
Controls (Defense)	5
In Game Information	6
Play Now	7
Saving and Loading	12
Dynasty Mode™	13
Road to Glory	17
Nissan Heisman Challenge	20
Online	21
Settings	23

GENERAL GAMEPLAY

BOTH SIDES OF THE BALL

Move player	 or 
Sprint	 (Hold)
Switch players (pre-play)	 or  (Hold) + 
Coach cam (pre-play)	
- Show routes	 + 
- Show performance levels	 + 
- Bluff play art	 + 
Player Lock (pre-play)	
Call timeout	
Pause game	

OFFENSE

AT THE LINE OF SCRIMMAGE

Snap ball

X

Fake snap

R1

Quiet crowd

R

Send man in motion

O then X or L

Flip run play direction

R

QB OPTION

Pitch ball

L1

Fake pitch

R

Give to fullback (triple option)

X (Hold during handoff)

PASSING

Throw to receiver

□ / X / O / ▲ / R1 (Hold bullet/Tap lob)

Throw away

L1

Pump fake








R (Any Direction)

Tuck and run

R2 (Pull and hold)

DEFENSE

AT THE LINE OF SCRIMMAGE

Jump the snap	
Pump up the crowd	
Defensive keys (shift coverage)	L2 (Pull and hold) then L
Defensive keys (run left/run right/ run mid/pass)	L2 (Pull and hold) then  /  /  / 
Defensive keys (key receiver)	L2 (Pull and hold) then  /  /  /  / L1

IN GAME INFORMATION



First Down Line

Play Clock

Timeouts

Score

Quarter

Game Clock

Down & Distance


NEW! TOTAL CONTROL PASSING

Total Control Passing gives you fine control over your QB's passing. Use Total Control Passing to lead your receivers and direct them where you need them to be when throwing a pass. For example, pull back on the **L** to under-throw the receiver and push forward on the **L** to lead a receiver down the field!

1-BUTTON MODE

1-Button mode allows newcomers and vets alike to enjoy a simplified version of classic *NCAA Football* gameplay. 1-Button mode allows you to snap, punt, kick, and pass the ball. Additionally, the CPU assists you by auto-catching passes and your players automatically sprint when running downfield.

DEFENSIVE ASSIST

If you end up out of position or disoriented on defense, Defensive Assist gets you back on track. Press and hold  to move your player to his correct position at any given time. This works dynamically, so as the play progresses, Defensive Assist keeps you properly oriented.

ADJUSTMENTS

Press **L1** before plays to access the Adjustments menu. Use Adjustments to set specific or global strategies for plays.

HOME FIELD ADVANTAGE/TOUGHEST PLACE TO PLAY

Where you play affects your performance. Schools with large stadiums and imposing crowds rattle opposing quarterbacks and impact what happens on the playing field.

ICE THE KICKER

Rattle your opponent's kicker by calling a timeout before he attempts a field goal. Once the timeout has been called, blue ice appears over your opponent's kick meter, the camera is lowered to field level, and your opponent's controller vibrates.

PERFORMANCE LEVEL

Players improve their performance level by making big plays. If you make a big play with an impact player, or any player who is in the zone, you gain a performance level boost, as do your surrounding players.

SUPER SIM

Super Sim allows you to simulate any part of the current matchup at any time. This option is available via the pause menu or from the top level of the playcall screen. Watch the CPU play out the down by selecting WATCH PLAY.

TEAMBUILDER

Use TeamBuilder and create a new college team to match your unique personality. Use the TeamBuilder website, <http://www.EASPORTS.com/teambuilder>, to edit everything about your team, from the location and mascot, on down to the uniforms.

SAVING AND LOADING

SAVING AND LOADING

Before exiting Dynasty Mode, Road to Glory, or a menu where changes have been made, be sure to save your progress to your storage device. All unsaved progress may be lost if you do not save.

DURING THE SEASON

The most important thing to do during the season is to defeat your rival, win your conference, and hope everything lines up for a run at the national title. During the season, keep track of all aspects of the season by keeping an eye on the latest Top 25 polls, conference standings, bowl projections, Heisman standings, and other important stats as you take care of business on the field.

AFTER THE SEASON

After playing the final game on the schedule, whether it was a crushing loss or a bowl game victory, your school may offer to extend your contract. If you're a hot coaching prospect, another school might offer you a better job as well. However, if you performed below expectations, you may end up losing your contract.

THE OFFSEASON

Talk with players who are thinking about leaving school early, recruit new talent, train your squad, and cut players. Once the paperwork is finalized, the new season begins.

COACH CAROUSEL

Coaches have to get results and improve their skills every year. By accomplishing a series of objectives over the course of a season and their career, whether that's beating their rival a certain number of times or consistently ranking in the top 5, coaches can increase their standing, maintain their contracts, and turn their career into a dynasty.

NEW! RECRUITING

In NCAA 13, Recruiting goes deeper than ever with the addition of dynamic pitch grades and the ability to scout a prospect's ratings before they join your team. Check out the My School screen in the Recruiting Hub to find out your current pitch grades, as well as what you need to do to improve them. Some grades can change as often as every week, so make sure you know your strengths and weaknesses before you start calling prospects. Also new to Recruiting is the ability to scout a prospect to unlock their true ratings. Decide how you want to divide your scouting time each week to find out if that 5-star running back is as good as advertised, or if there's a hidden gem 3-star that is flying under the recruiting radar.

ROAD TO GLORY

Are you good enough to step into the spotlight? the Road to Glory is hard fought and full of trials and tribulations. Start out in High School and import your own custom Team Builder teams to re-create your own senior year of football!

CREATING YOUR STUDENT ATHLETES

Edit an existing college player and take over at that point in the player's career, or create a student athlete from scratch and guide him through his high school playoffs. Improve his recruiting ranking and earn scholarship offers.

NEW! REACTION TIME

Press **L2** to trigger Reaction Time at any point during a play. The game will slow down so that you can make quick decisions on the field. The more Awareness you have, the more time you can spend in Reaction Time.

NEW! COACH TRUST & POSITION BATTLES

Depending on how well you perform, you will gain and lose Coach Trust points. Earn enough points and you will work your way up to the depth chart through Position Battles. Once you become the starter, keep earning points to unlock more abilities that give you more plays and let you have more control over the team!

PRACTICE & SCOUTING REPORTS

In Road to Glory, you have to earn your position on the field by improving your skills in practice. Start off on the Scout Team and work your way up to playing with the Starters! Check out the new Practice Facility and Scouting Report to find out what it takes to beat your opponent that week.

NISSAN HEISMAN CHALLENGE

NEW! NISSAN HEISMAN CHALLENGE

Take Road to Glory to the next level in the Nissan Heisman Challenge. Take control of a former Heisman winner and hit the field in an attempt to replicate their award winning season. You can place the player onto any team in the country in your quest to meet their real-world stats. Can you match them stat-for-stat, or are you good enough to exceed their sterling records?

PLAY ONLINE

QUICK MATCH

Find the next available player waiting to play online in a Ranked Match or Unranked Match.

CUSTOM MATCH

Select your favorite settings and search to find a match that suits your playing style in a Ranked or Unranked Match.

TEAMBUILDER QUICKMATCH

Play a head-to-head online game using your TeamBuilder teams! Create a team at <http://www.EASPORTS.com/teambuilder> and go online to dominate your opponents.

LOBBY

Locate players and/or visit rooms from the Lobby. Here you can accept challenges from other players or send a challenge of your own. You can also participate in the game of the week or view your skill level.

ONLINE DYNASTY

Compete against up to 11 other teams per season in an Online Dynasty in *NCAA® Football 13*. Compete in a full dynasty experience of up to 60 years as you play and recruit against Friends across the nation.

SETTINGS

The settings menu allows you to change game settings and adjust the rules of the game to your liking. Adjust the game difficulty and penalties, examine the controls, view your custom sounds, alter your Origin Account (EA), or change the system settings.

MY NCAA LEGACY

Select each of the following via the My NCAA Legacy menu: EA SPORTS™ HIGHLIGHTS, ESPN INSTANT CLASSICS, and TROPHY CASE.