

SanDisk[®] sansa fuze[™] + MP3 Player



Quick Start Guide

For firmware version v.2.36+

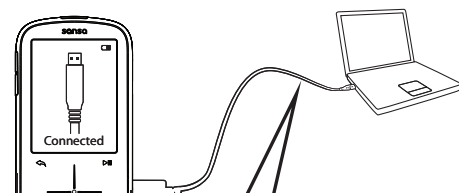
80-36-03463

GETTING STARTED—KNOW YOUR DEVICE

Charging Device

1. Before using your player, fully charge your device. Connect device to your PC (PC has to be on).
2. A connected icon will appear on the device once a minimum charge is established, which can take up to 30 minutes if battery is fully drained. Full charge takes up to three hours.
3. To stop charging, unplug device. Battery indicator will be completely green when fully charged.

Don't worry, the battery can not be overcharged.



- If your player doesn't connect:
- a. Unplug the player
 - b. Select Settings
 - c. Select System Settings
 - d. Select USB Mode
 - e. Change the USB Mode from Auto Detect to MSC
 - f. Plug your player back into your PC

Firmware Updater/Sansa Media Converter

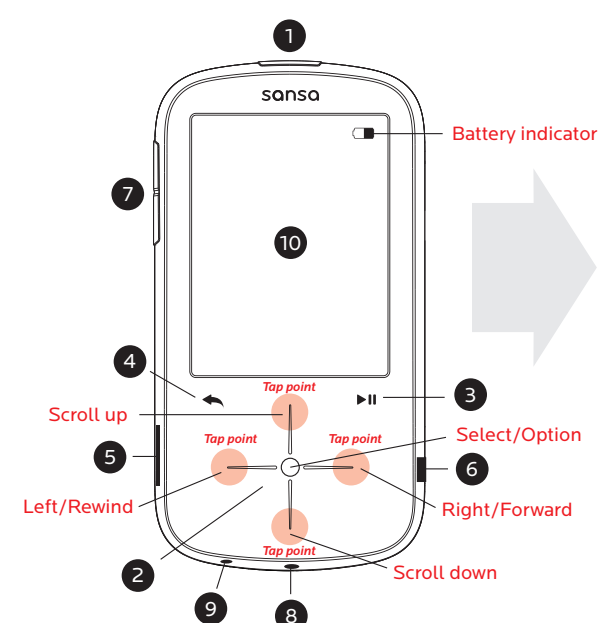
Firmware is the code that powers your Sansa[®] Fuze[™]+ MP3 player. SanDisk occasionally releases firmware updates, which may include new features and performance enhancements. In addition, the downloadable Sansa Media Converter (SMC) enables users to expand the video and photo capabilities of their player.

For the latest firmware, visit www.sandisk.com/fuze+

1. Download and install **Sansa Updater**.
2. Download and install the **Sansa Media Converter** application.
 - a. Connect your Sansa player to the PC. The Sansa Firmware Updater should launch automatically.
 - b. Click to select the **Sansa Media Converter** check box, and then click **Download Now**.
 - c. Click **Finish**.
3. Launch the **Sansa Media Converter** application. Click **Start** then go to **Programs > SanDisk > Sansa Updater > Sansa Media Converter**.

After first download, the Updater will automatically notify you of any new firmware updates.

Player At-A-Glance



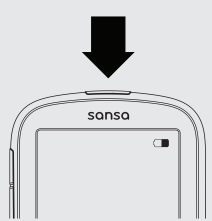
Navigation Overview

1 On/Off Power and Lock Button	<ul style="list-style-type: none"> • Press and hold to turn player on/off. • Quickly press (0.5 second) on/off button to lock/unlock. • Press and hold for 10 seconds to reset your player. Data on player will not be lost.
2 Navigation Touch Pad	<ul style="list-style-type: none"> • Navigate through screens, photos and menus by sliding or tapping desired direction. • Tap center to make a selection. • Tap center while at "Now playing" mode to bring up options menu.
3 Play/Pause	<ul style="list-style-type: none"> • Toggle between Play and Pause/Stop.
4 Back/Home	<ul style="list-style-type: none"> • Tap Back/Home button to return to previous screen level. • Press and hold Back/Home button to return to main menu level.
5 microSD/microSDHC Card Slot	<ul style="list-style-type: none"> • Insert a microSD[™]/microSDHC[™] memory card (to expand capacity, or to read media files you might have stored on it) or listen to a slotRadio[™] card (both sold separately).
6 USB Connecting Port	<ul style="list-style-type: none"> • Connect cable to PC and device to either charge or transfer data.
7 Volume Control	<ul style="list-style-type: none"> • Press up/down to change volume level.
8 Earphone Jack	<ul style="list-style-type: none"> • Insert earphones here. Note: earphone cable is the antenna for presetting and listening to FM radio.
9 Microphone	<ul style="list-style-type: none"> • Use for voice recording.
10 Display screen	<ul style="list-style-type: none"> • Displays user interface, functional section, play mode, battery level, duration, and position indicator (dots on the bottom of the screen).


LOCK FUNCTION

To **lock** the device, quickly press (0.5 second) on/off button. All the function keys, except volume control, will be disabled once lock is engaged. Music will continue to play in lock mode.

To **unlock** the player, quickly press (0.5 second) on/off button again.



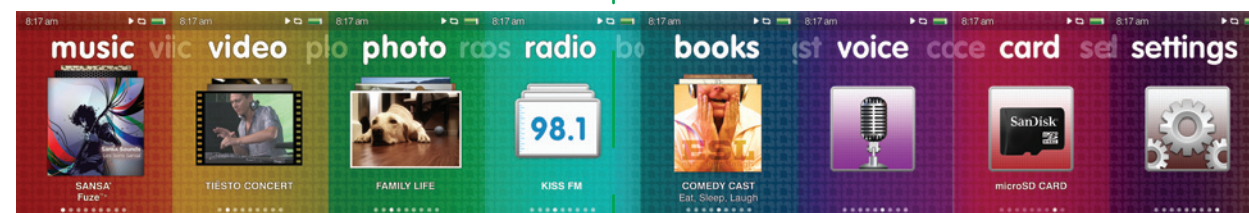
The following images will appear:



NAVIGATION AND PLAYING CONTENTS

Main Menu

Sansa[®] Fuze[™]+ MP3 player's unique graphical user interface has a dedicated home menu for each of the 8 functional categories. The location indicator (dot at bottom of screen) shows your position within the home and sub-menus.

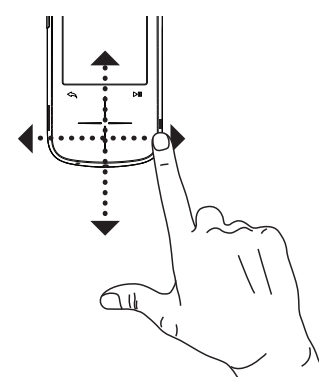
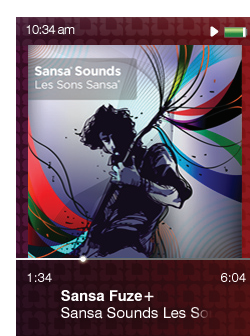


How to Navigate

1. Swipe/tap horizontally to navigate to main menu screens.
2. Press **Select** to choose a feature.
3. Select content, then press **Play** ▶▶

Recently Played Mode

1. Press and hold **Back** button ◀ to return to home level.
2. Swipe/tap to **Music** home menu.
3. At **Music** home menu you can vertically swipe/tap your 15 recently played tracks. Press **Play** ▶▶ to start playing.
4. At this mode you can tap **Back** ◀ in order to get to "now playing" song, which will appear as the associated album art taking up most of the screen (see right).
5. From "now playing" mode swipe/tap to skip or rewind a song.



Playing Music

Sansa[®] Fuze[™]+ MP3 player automatically sorts your music under these categories:

- Artists (alphabetical order)
- Albums
- Songs
- Genres
- Playlists

How To Play Music

1. Select **Music** from the main menu. Press the center touch button to select.
2. Swipe left or right to browse Artist, Album, Song, Genre or Playlist. Swipe up or down to browse files within selection.
3. Press the back button to return to the next menu level. Press and hold to return to home menu.
4. In the Play Screen swipe or tap left and right to skip a song.

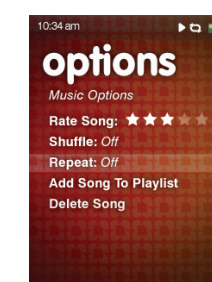
Pressing the Play/Pause button will immediately play any selected item.

Pressing the Play/Pause button in the Music main menu will play your last played song. Swiping up and down in the main menu will scroll through your 15 most recently played songs.

Music Options

When listening to a song, Sansa[®] Fuze[™]+ MP3 player offers five options for changing your listening experience. Click center **Select** button to activate.

1. **Rate Song** – (tap or swipe left-right to change)
 - Rated songs with 4 and 5-stars automatically creates a "My Top Rated" playlist, found under "Playlists" (the fifth sub-option) under Music menu.
2. **Shuffle** – plays content in random order.
3. **Repeat** – plays music songs continuously.
4. **Add Song to Playlist** – adds currently playing song to **Music Go List**.
5. **Delete Song** – deleting a song from your device (note: this option will not delete the song from your PC playlists).



FILE MANAGEMENT/FILL IT WITH MUSIC

PC Users

Drag and Drop Files

1. Connect player to PC using the included USB connector.
2. Open "My Computer" on your PC.
3. Double click on the player icon and then click on "Internal Memory".
4. Drag and drop files to the Music folder.

Windows Media[®] Player Application

For an optimal Music experience, synchronize your music library with Windows Media[®] Player. Below are some of the enhanced features.

1. Create Music playlist of your favorite songs.
2. Organize your Music library.
3. Find and insert missing album art.
4. Edit incorrect song titles.

Mac Users

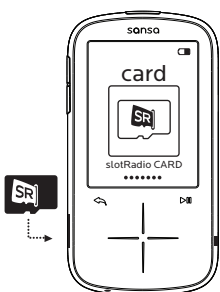
Visit the following link for step-by-step instructions:

http://kb.sandisk.com/app/answers/detail/a_id/1141/kw/1141

EXPANDED STORAGE AND SUPPORT

Using a microSD[™] or slotRadio[™] Card

Simply pop in a SanDisk microSD[™] or microSDHC[™] card* (the tiny card that adds storage to most standard cell phones) to expand the storage space for your library—music, videos, photos, audiobooks, podcasts—and you're good to go.



1,000 songs. Zero downloads. Simply insert an optional slotRadio[™] card* and enjoy handcrafted playlists to fit your style, mood or activities. Visit www.slotRadio.com for more information.

* Card not included. slotRadio[™] card available only in North America.

Settings

You can personalize your device by selecting **Settings** from the main menu. On main menu, select **Settings** and center tap **Select** to access the many settings options available.

Basic Settings

Personalize your Music, Video, Photo, Podcast & Book, and General Settings*.

1. Select **Music Settings**, **Video Settings**, **Photo Settings** or **Podcast & Book Settings**.
2. Selecting any of these options will allow you to personalize the Shuffle, Repeat, Orientation, Brightness, Slideshow, Playback speed, etc., of your device, depending on which option you choose.
3. When finished personalizing your settings, press and hold the **Back** button to return to the main menu. Your changes will be saved automatically.

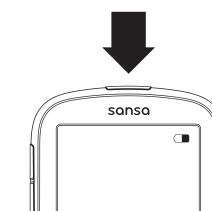
* Refer to User Manual for more details.

Tips and Troubleshooting

1. Download the latest device software from:

www.sandisk.com/fuze+

2. Press and hold the on/off button for 10 seconds to reset. Data will not be lost.



3. Check battery level, recharge if needed.
4. Make sure you have Windows Media[®] Player 10 or above if using a PC to connect your device*.

* Download at www.microsoft.com/windows/windowsmedia

Support, FAQs, and Forums

For the fastest way to get you up and running again, contact customer support at:

<http://support.sandisk.com>

To learn more about your player's many functionalities, visit:

www.sandisk.com/wug
www.sandisk.com/fuzeplushelp

- User Manual
- How-To-Videos
- FAQs
- Discussion Forums

SanDisk® sansa.fuze™+ MP3 Player

Safety Instructions

Limited Warranty

End-User License Agreement



• Neither the name of the Xiph.org Foundation nor the names of its contributors may be used to endorse or promote products derived from this software without specific prior written permission.

THIS SOFTWARE IS PROVIDED BY THE COPYRIGHT HOLDERS AND CONTRIBUTORS "AS IS" AND ANY EXPRESS OR IMPLIED WARRANTIES, INCLUDING, BUT NOT LIMITED TO, THE IMPLIED WARRANTIES OF MERCHANTABILITY AND FITNESS FOR A PARTICULAR PURPOSE ARE DISCLAIMED. IN NO EVENT SHALL THE FOUNDATION OR CONTRIBUTORS BE LIABLE FOR ANY DIRECT, INDIRECT, INCIDENTAL, SPECIAL, EXEMPLARY, OR CONSEQUENTIAL DAMAGES (INCLUDING, BUT NOT LIMITED TO, PROCUREMENT OF SUBSTITUTE GOODS OR SERVICES; LOSS OF USE, DATA, OR PROFITS; OR BUSINESS INTERRUPTION) HOWEVER CAUSED AND ON ANY THEORY OF LIABILITY, WHETHER IN CONTRACT, STRICT LIABILITY, OR TORT (INCLUDING NEGLIGENCE OR OTHERWISE) ARISING IN ANY WAY OUT OF THE USE OF THIS SOFTWARE, EVEN IF ADVISED OF THE POSSIBILITY OF SUCH DAMAGE.

Online User Manual and End-User License Agreement

Please go to www.sansa.com/support to retrieve your online User Manual and End User License Agreement.

SanDisk Limited Warranty

SanDisk warrants to the end user, that this product, excluding content and or software supplied with or on the product, will be free from material defects in manufacture, will conform to SanDisk's published product specifications and be fit for normal use during the Warranty Period specified in the table commencing on the date of purchase provided that the product is legally placed on the market.

To make a warranty claim please contact SanDisk at 1-866 SanDisk or support@SanDisk.com within the Warranty Period and provide proof of purchase (showing date and place of purchase and name of the reseller) and product name, type and number. You may return the product after first obtaining a Return Material Authorization number and following any other guidelines listed. For further information see www.sandisk.com and select "support".

SanDisk may at its option repair this product or provide you with an equivalent product; and if unable to repair or replace the product, will refund the purchase price. SanDisk will not be liable for indirect or consequential damage (including loss of data), or for damage caused by improper use (including use in an incompatible device and use not in accordance with the instructions), or by improper installation.

of this Agreement shall be effective only if made in writing and signed by an authorized representative of each party. You agree that the Licensors are third party beneficiaries of this Agreement to enforce your performance of the terms and conditions of this Agreement. The provisions of Sections 2, 3, 4, 5, 6, 7, 8 and 9 shall survive the termination or expiration of this Agreement.

FCC REGULATION

This device complies with part 15 of the FCC Rules. Operation is subject to the following two conditions:

1. This device may not cause harmful interference, and
 2. This device must accept any interference received, including interference that may cause undesired operation.
- This equipment has been tested and found to comply with the limits for a Class B digital device, pursuant to Part 15 of the FCC Rules. These limits are designed to provide reasonable protection against harmful interference in a residential installation. This equipment generates, uses, and can radiate radio frequency energy and, if not installed and used in accordance with the instructions, may cause harmful interference to radio communications. However, there is no guarantee that interference will not occur in a particular installation. If this equipment does cause interference to radio or television reception, which can be determined by turning the equipment off and then on, the user is encouraged to try to correct the interference by one or more of the following measures:
3. Increase the separation between the equipment and receiver.
 4. Correct the equipment to a different outlet so that the equipment and receiver are on different branch circuits.
 5. Consult the dealer or an experienced radio / TV technician for help.

STOP! IMPORTANT INFORMATION YOU MUST READ THIS BEFORE USING YOUR SANSa MP3 PLAYER

Congratulations on the purchase of
your Sansa® MP3 player!

Safety Instructions

Your MP3 player is equipped with a variety of features. To help you maximize your listening pleasure, SanDisk® would like to advise you that it is important to use your headphones with your MP3 player at a safe hearing level.

- Exposure or repeated exposure for an extended period of time to music and other sounds that are too loud can cause damage to your hearing resulting in temporary or even permanent "noise induced hearing loss".
- Symptoms of hearing loss increase gradually with prolonged exposure at high levels of loudness.
- Initially, you may not even be aware of the loss unless detected with a hearing test.
- Your hearing may adapt to higher volumes of sound. In order to prevent any harmful impact to your hearing, you must control the sound emanating from your headphones and set the Sansa MP3 player's volume to a low setting where you can hear it clearly and comfortably.
- Studies, including one from NIDCD indicate that sounds of less than 80 decibels, even after long exposure, are unlikely to cause a hearing loss.
- Listen to your Sansa MP3 player at such a level that you can still hear conversation and other people in your environment without shouting when you attempt to converse.
- It can also be dangerous to play your music with headphones/earphones at high volume while walking or engaged in other activities. You should exercise extreme caution and discontinue use in potentially hazardous situations.
- Do not use headphones or earphones while driving, cycling, or operating any motorized vehicle. This may create a traffic hazard and may be illegal some areas.

unprofessional repair, modification or accident. This constitutes SanDisk's entire liability which will never exceed the price you paid for it, plus the necessary costs you made for the warranty claim. SanDisk products must not be used in applications where failure could threaten injury or life, such as life support systems. SANDISK DISCLAIMS ALL EXPRESS AND IMPLIED WARRANTIES TO THE FULLEST EXTENT PERMITTED BY LAW. IF SANDISK CANNOT DISCLAIM IMPLIED WARRANTIES UNDER APPLICABLE LAW, THEN TO THE EXTENT POSSIBLE, SUCH IMPLIED WARRANTIES ARE LIMITED TO THE DURATION OF THE EXPRESS WARRANTY. THE WARRANTY DURATION ON ANY REPLACED PRODUCT WILL BE THAT PORTION OF THE WARRANTY PERIOD REMAINING ON YOUR ORIGINAL PRODUCT.

National, state and local laws may grant you other rights that are not affected by this warranty.

Audio Visual Players	
Sansa® Clip / Sansa® Clip+ Player	1 U.S.
Sansa® View Player	U.S.
Sansa® Fuze™ / Sansa® Fuze™+ Player	1 U.S.
slotMusic™ Player	90 (days) U.S.
slotRadio™ Player	1 U.S.

SanDisk, the SanDisk logo, and Sansa are trademarks of SanDisk Corporation, registered in the United States and other countries. The Sansa logo, Sansa Fuze and slotRadio mark and logo are trademarks of SanDisk Corporation. microSD and microSDHC marks and logos are trademarks of SD-3C, LLC. Other brand names mentioned herein are for identification purposes only and may be trademarks of their respective holder(s).

©2011 SanDisk Corporation. All rights reserved. Made in China.

HEARING LEVELS

To help you understand what may be considered a safe hearing level, the following examples are included for your reference:

Examples of Typical Sound Levels	Approximate Sound Level in Decibels (dB)**
Refrigerator humming	40
Normal conversation	60
City traffic	80
Motorcycles/lawnmowers	90**
Rock concerts	110-120**
Firearms	120-140**

* dB – A decibel (dB) is a unit of relative measurement of the strength of sound wave. In decibels (dB), a measured signal level doubles with every additional 3 dB. **These sound decibel levels are considered harmful under extended exposure. The above information is courtesy of the National Institute of Deafness and Other Communication Disorders (NIDCD): www.nidcd.nih.gov/health/hearing/noise.asp

DISPOSAL INSTRUCTIONS

Do not dispose of this device with unsorted waste. Improper disposal may be harmful to the environment and human health. Please refer to your local waste authority for information on return and collection systems in your area.

End-User License Agreement

SANDISK CORPORATION

DO NOT DOWNLOAD, INSTALL OR USE THE SOFTWARE UNTIL YOU HAVE CAREFULLY READ THE TERMS OF THIS END USER LICENSE AGREEMENT ("AGREEMENT"). BY DOWNLOADING, USING OR INSTALLING THE SOFTWARE, YOU AGREE TO ALL OF THE TERMS OF THIS AGREEMENT. IF YOU DO NOT AGREE TO ALL OF THE TERMS, DO NOT DOWNLOAD, INSTALL OR USE THE SOFTWARE AND, IF APPLICABLE, PROMPTLY RETURN IT TO YOUR PLACE OF PURCHASE FOR A REFUND. IF THE SOFTWARE WAS INCLUDED WITH YOUR PURCHASE OF HARDWARE, YOU MUST RETURN THE ENTIRE HARDWARE/SOFTWARE PACKAGE IN ORDER TO OBTAIN A REFUND. IF THE SOFTWARE WAS ACCESSED ELECTRONICALLY, CLICK "NOT ACCEPT" TO STOP THE DOWNLOAD PROCESS.

The firmware, computer programs, device drivers, data or information ("Software") is provided to each person who downloads, uses or installs the Software ("you" or "your") under the terms of this Agreement between you and SanDisk Corporation ("SanDisk," "we," or "us"), and may be subject to additional terms and conditions in an agreement between you and SanDisk's third party licensors ("Licensors"). The Software is owned by SanDisk or its Licensors. The Software is protected by copyright laws and international copyright treaties, as well as other intellectual property laws and treaties.

1. **Software License.** Subject to the terms and conditions contained herein, SanDisk grants to you a limited, non-exclusive, non-sub licensable, transferable in accordance with these terms, royalty-free license under SanDisk's intellectual property rights to use the Software in executable form solely for your personal use only with a SanDisk product and only on a single computer or other hardware device at any given time (the "License"). The Software is "in use" when it is either downloaded, copied, loaded into RAM or installed into the hard disk or other permanent memory of a computer or other hardware device.
2. **Restrictions.** SanDisk and its Licensors retain all rights in the Software not expressly granted to you. You may not modify, adapt, translate or create derivative works (new versions) of the Software. No source code is provided under this Agreement. You may not reverse engineer, disassemble, decompile, rent, lease, or encumber the Software, or re-create or discover the source code of the Software. You may not embed or combine the Software within any other software product or device. The Software contains proprietary and confidential information of SanDisk and its Licensors, which you agree not to discover or

READ THE FOLLOWING ADDITIONAL SAFETY GUIDELINES CAREFULLY BEFORE USING YOUR SANSa MP3 PLAYER:

- Keep your Sansa MP3 player away from sinks, bathtubs, showers, drinks, rain, and other sources of moisture. Moisture can cause electric shocks with any electronic device.
- Do not dispose of your Sansa MP3 player with unsorted waste. Improper disposal may be harmful to the environment and human health. Refer to your local waste authority for information on return and collection systems in your area.
- Follow these tips to keep your Sansa MP3 player working well for a long time:
 - Clean your Sansa MP3 with a soft, lint-free cloth used on glass lenses
 - Do not allow young children to use your Sansa MP3 player unsupervised.
 - Never force any connector into the ports of your Sansa MP3 player or your computer. Ensure that your connectors are the identical shape and size before you connect.
- Do not disassemble, crush, short circuit, or incinerate the battery as it may cause fire, injury, burns, or other hazards.

NOTE: FOR HOME AND PERSONAL USE

This product is intended to be used for recording and playback for your home and personal enjoyment. Copying and commercial use of copyrighted material without permission of the copyright owner may be prohibited by law. Use of your MP3 player in compliance with all copyright and applicable intellectual property laws, remains the responsibility of the user of the product.

THIRD PARTY INTELLECTUAL PROPERTY NOTICE

This product is protected by certain intellectual property rights of Microsoft Corporation. Use or distribution of such technology outside of this product is prohibited without a license from Microsoft or an authorized Microsoft subsidiary. Content providers are using the digital rights management technology for Windows Media contained in this device ("WM-DRM") to protect the integrity of their content ("Secure Content") so that their intellectual property, including copyright, in such content is not misappropriated. This device uses WM-DRM software to play Secure Content ("WM-DRM Software"). If the security of the WM-DRM Software in this device has been compromised, owners of Secure Content ("Secure Content Owners") may request that Microsoft revoke the WM-DRM Software's rights to acquire new licenses to copy, display and/or play Secure Content. Revocation does

reveal to others. Any and all permitted copies of the Software that you make or distribute must be unmodified, must contain all of the original Software's proprietary notices, and must include or be accompanied by this Agreement. You may not separate the Software into component parts for sublicense, distribution or transfer to a third party.

3. **DISCLAIMER OF WARRANTIES.** TO THE MAXIMUM EXTENT PERMITTED BY APPLICABLE LAW, THE SOFTWARE IS PROVIDED "AS IS" AND "AS AVAILABLE" WITH NO WARRANTIES AND NEITHER SANDISK NOR ITS LICENSORS MAKE ANY REPRESENTATION OR WARRANTY, STATUTORY OR OTHERWISE, IN LAW OR FROM THE COURSE OF DEALING OR USAGE OF TRADE, EXPRESS OR IMPLIED, INCLUDING WITHOUT LIMITATION, ANY WARRANTIES OF MERCHANTABILITY, FITNESS FOR A PARTICULAR PURPOSE, NON-INTERFERENCE, OR NON-INFRINGEMENT OF ANY THIRD PARTY INTELLECTUAL PROPERTY RIGHTS, OR EQUIVALENTS UNDER THE LAWS OF ANY JURISDICTION. YOU ASSUME THE ENTIRE RISK AS TO THE QUALITY AND PERFORMANCE OF THE SOFTWARE. SHOULD THE SOFTWARE PROVE DEFECTIVE, YOU, AND NOT SANDISK, ITS LICENSORS OR RESELLERS, ASSUME THE ENTIRE COST OF NECESSARY SERVICING, REPAIR, OR CORRECTION.
4. **LIMITATION OF LIABILITY.** TO THE EXTENT NOT PROHIBITED BY LAW, IN NO EVENT WILL SANDISK OR ITS LICENSORS, OR THEIR RESPECTIVE DIRECTORS, OFFICERS, EMPLOYEES, CONSULTANTS, LICENSORS, LICENSEES OR AFFILIATES, BE LIABLE FOR ANY INDIRECT, INCIDENTAL, SPECIAL, CONSEQUENTIAL OR EXEMPLARY DAMAGES, ARISING OUT OF OR IN CONNECTION WITH THE DOWNLOAD, DISTRIBUTION, USE OR PERFORMANCE OR NON-PERFORMANCE OF THE SOFTWARE, EVEN IF SANDISK HAS BEEN ADVISED OF THE POSSIBILITY OF SUCH DAMAGES. THE FOREGOING LIMITATIONS OF LIABILITY SHALL APPLY NOTWITHSTANDING ANY FAILURE OF ANY REMEDY PROVIDED FOR HEREUNDER IN ITS ESSENTIAL PURPOSE. IN NO EVENT WILL SANDISK'S OR ITS LICENSORS' TOTAL LIABILITY TO YOU EXCEED THE AMOUNT YOU PAID TO US FOR THE USE OF THE SOFTWARE.
5. The Software is provided with "RESTRICTED RIGHTS". Use, duplication or disclosure by the Government is subject to restrictions as set forth in FAR 52.227-14 and DFARS 252.227-7013 et seq. Use of the Software by the Government constitutes acknowledgement of SanDisk's proprietary rights therein. Contractor or Manufacturer is SanDisk Corporation, 601 McCarthy Blvd., Milpitas, CA 95035.

not alter the WM-DRM Software's ability to play unprotected content. A list of revoked WM-DRM Software is sent to your device whenever you download a license for Secure Content from the Internet or from a PC. Microsoft, may, in conjunction with such license, also download revocation lists onto your device on behalf of Secure Content Owners.

For Sansa® Fuze™+ MP3 player only:
THIS PRODUCT IS LICENSED UNDER THE AVC PATENT PORTFOLIO LICENSE FOR THE PERSONAL USE OF A CONSUMER OR OTHER USES IN WHICH IT DOES NOT RECEIVE REMUNERATION TO (i) ENCODE VIDEO IN COMPLIANCE WITH THE AVC STANDARD ("AVC VIDEO") AND/OR (ii) DECODE AVC VIDEO THAT WAS ENCODED BY A CONSUMER ENGAGED IN A PERSONAL ACTIVITY AND/OR WAS OBTAINED FROM A VIDEO PROVIDER LICENSED TO PROVIDE AVC VIDEO. NO LICENSE IS GRANTED OR SHALL BE IMPLIED FOR ANY OTHER USE. ADDITIONAL INFORMATION MAY BE OBTAINED FROM MPEG LA, L.L.C. SEE [HTTP://WWW.MPEGLA.COM](http://WWW.MPEGLA.COM).

MPEG Layer-3 audio coding technology licensed from Fraunhofer IIS and Thompson.

FOR SANSa® View Player only: This product incorporates copy protection technology that is protected by U.S. and foreign patents, including patent numbers 5,315,448 and 6,836,549, and other intellectual property rights. The use of Macrovision's copy protection technology in the product must be authorized by Macrovision. Reverse engineering or disassembly is prohibited.

The Sansa® Fuze™+ MP3 player uses the FLAC and OGG FLAC CODEC formats. The reference implementation libraries are licensed under the New BSD License. The New BSD License info is provided below:

Copyright (C) 2000,2001,2002,2003,2004,2005,2006,2007,2008,2009 Josh Coulton

Redistribution and use in source and binary forms, with or without modification, are permitted provided that the following conditions are met:

- Redistributions of source code must retain the above copyright notice, this list of conditions and the following disclaimer.
- Redistributions in binary form must reproduce the above copyright notice, this list of conditions and the following disclaimer in the documentation and/or other materials provided with the distribution.

6. **Transfer.** If you sell or otherwise transfer the SanDisk product that incorporates the Software as a whole, you may transfer the Software as fully integrated into such product provided that you also supply this Agreement to the purchaser or recipient of the product, at which time all of your rights under this Agreement will immediately cease. Except as stated above, you may not assign or transfer this Agreement in part or in whole, and any attempt to do so shall be void.

7. **Termination.** We may terminate this Agreement and the license immediately and without notice if you breach it. Upon termination of this Agreement, you must delete or destroy all copies of the Software.

8. **High Risk Activities.** The Software is not fault-tolerant and is not designed or intended for use in hazardous environments requiring fail-safe performance, or any other application in which the failure of the Software could lead directly to death, personal injury, or severe physical or property damage (collectively, "High Risk Activities"). SANDISK AND ITS LICENSORS DISCLAIM ANY EXPRESS OR IMPLIED WARRANTY OF FITNESS FOR HIGH RISK ACTIVITIES AND SHALL NOT BE LIABLE FOR ANY LIABILITIES OR DAMAGES ARISING FROM SUCH USE.

9. **General.** This Agreement contains the entire understanding between the parties with respect to your use of the Software. If any part of this Agreement is found void and unenforceable, it will not affect the validity of the balance of this Agreement, which shall remain valid and enforceable according to its terms. This Agreement is governed by and construed under the laws of the State of California and controlling U.S. federal law without regard to conflicts of laws provisions thereof. The U.N. Convention on Contracts for the International Sale of Goods shall not apply to this Agreement. Any action or proceeding arising from or relating to this Agreement shall be adjudicated in the state or federal courts of Santa Clara County, California, and the parties hereby agree to the exclusive jurisdiction and venue of such courts. You will not remove or export from the United States or re-export from anywhere any part of the Software or any direct product thereof to any country in violation of U.S. Export Administration Regulations, or a successor thereof, except in compliance with and with all licenses and approvals required under applicable export laws and regulations including, without limitation, those of the U.S. Department of Commerce. Any waivers or amendments